

Suggested Feeds


Swine

MoorMan's ShowTec Developer CTC No. 277AB

- Designed for feeding to Show Pigs from 75 lb to show weight
- Provides 18% crude protein, 2.5% fat, and 1% lysine
- Medicated with chlortetracycline; no withdrawal

MoorMan's ShowTec Developer BB 18 LN No. 18241BPP

- Designed for feeding to Show Pigs from 75 lb to show weight
- Provides 18% crude protein, 3.75% fat, and 1.05% lysine
- Mini-pellet form
- Medicated with Lincomix®* (lincomycin); no withdrawal



MoorMan's ShowTec Sixteen No. 12116BPF (LN) or No. 12116AAA (non-medicated)

- Designed for feeding to extremely lean Show Pigs over 150 lb body weight
- Provides 16% crude protein, 4% fat, and 0.85% lysine
- Medicated with Lincomix®* (lincomycin); no withdrawal
- Non-medicated formula is also available

Yaggies Oat Groats

As well as feeding the suggested feed also feed $\frac{1}{2}$ the amount of oat groats as feed. Example if you are feeding one can feed then feed $\frac{1}{2}$ can of oats.




Must Have Items



Show Sticks



Water Bucket



Bedding



Sudden Impact
skin conditioner



Brush




Safe-guard wormer***
PLEASE SEE AG
TEACHER BEFORE
WORMING

Extra Information

Please follow link below to watch information videos regarding: pen design, feeders, and waters, Equipment and tools, and clipping and grooming for the show.

<http://www.admani.com/AllianceShowFeeds/Video%20Index.htm>



Beef Cattle



Bull Ration
-Medicated-
For Cattle in Confinement



A&M Bull Ration is designed to be fed as the sole ration to animals in confinement. Therefore, it is high in fiber. This is achieved with the use of palatable roughage products such as cottonseed hulls and soybean hulls. In combination with the remaining ingredients, this ration helps bulls reach their maximum growth potential. This ration has also been fed successfully as a show feed ration.

Purpose: Improved feed efficiency and reduction of incidence of liver abscesses caused by *Fusobacterium necrophorum* and *Actinomyces pyogenes*.

Hay

Hay, especially good legume hay, will produce good beef and usually a profit. You will likely use about $\frac{1}{2}$ to $\frac{3}{4}$ ton of hay in fattening out a steer or heifer. When it comes to hay, alfalfa is tops for beef cattle. It is the standard by which all other hay is judged. It is also the most expensive hay to purchase if you are buying it. Under most conditions, it produces a greater yield than other plant types. It usually produces more total digestible feed per acre than any other common crop. Alfalfa produces more than twice as much digestible protein per acre as mixed clover-timothy hay, and over three times as much as corn.



Water

Cattle need a good supply of water. Typically, a cow will drink about 12 gallons of water per day. Use this amount as a rule of thumb when providing troughs or tubs as a water source. Tank heaters will pay off during the winter and will minimize the amount of ice chopping that you will have to do.

If you notice a green growth of algae or moss in your water tanks during the summer months, try this: fill a small cloth sack with copper sulfate and just swish it around in the water once or twice a week. For ponds, use a larger sack and pull it around behind a boat.

MUST HAVE ITEMS




WATER BUCKET



ROPE HALTER



SHOW HALTER



SHOW STICK



CATTLE COMB



SHAVINGS



BLOW DRYER



FAN



WORMER** PLEASE SEE AG TEACHER BEFORE WORMING



Sheep



MoorMan's ShowTec 15.5 Lamb DC 11157

ShowTec 15.5 Lamb DC is a nutritionally balanced base ration for wethers and ewes being fitted for show.

When fed in conjunction with #1 Mineral Supplement, this texturized ration will assure peak growth performance of young show lambs.

Features

- Provides 15.5% crude protein, 2.5% fat, and 10% fiber
- Properly fortified with vitamins and trace minerals for show lambs

- Medicated with decoquinate (Deccox^{®*}), 7.6 grams/ton
- Premium texturized quality for more efficient feeding
- Highly palatable with optimal levels of protein that delivers proper growth in show lambs

To complete the feeding phase and achieve the desired amount of cover or to compensate for stress during any period of the feeding program, top-dress with 8-16 oz of Fast Fat per 100 lb of body weight per head daily.

Feed ShowTec 15.5 Lamb DC at the rate of 3 lb per 100 lb of body weight per day.

Per Day Feeding Example:

- 75 lb lamb — 2.25 lb ShowTec 15.5 Lamb DC + 2 oz #1 Mineral Supplement
- 100 lb lamb — 3 lb ShowTec 15.5 Lamb DC + 2 oz #1 Mineral Supplement
- 125 lb lamb — 3.75 lb ShowTec 15.5 Lamb DC + 2.5 oz #1 Mineral Supplement
- 150 lb lamb — 4.5 lb ShowTec 15.5 Lamb DC + 3 oz #1 Mineral Supplement

Lambs should be fed a minimum of 2 oz of #1 Mineral Supplement per head daily or 2 oz per 100 lb of body weight per head daily.

MUST HAVE ITEMS



WATER BUCKET




LAMB HALTER



SHEEP BLANKET



LAMB TUBES



WORMER*** PLEASE SEE AG TEACHER BEFORE WORMING



LAMB MUZZLE

FOR ADDITIONAL INFORMATIONS ON
SWINE, CATTLE OR SHEEP PLEASE VISIT

<http://www.admani.com/allianceshowfeeds/Video%20Index.htm>