



SEQUOYAH GUARDIANS....COMPLETE THE LUNCH ROOM APPLICATION ONLINE

- Log onto **Sequoyah Sylogist (Gradebook)** with your account - Go to <https://oked.sylogist.com/Sequoyah> or through a link on Sequoyah's webpage (<https://www.sequoyaheagles.net>) under Quick Links (select Student Gradebook).

If you do not have an account click the **Request an Account** link at the bottom of the page. You must provide an email address.
An ID and password will be emailed to you.

sylogistTMed


Username
 ✓

Password


Sign In

Or, sign in with one of the identity providers below

Student Account
Log into your school Google account.

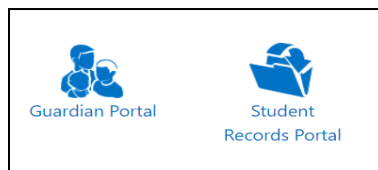
 **Sign in with Google**

School Account
Log into your school Google account.

 **Sign in with Google**

New user? [Request an Account](#)

After you log on, you will see two icons
Guardian Portal and Student Records Portal.



- Click on **Student Records Portal** Note: Guardian Portal is for checking grades or you can pay your lunch room account if needed.
- Click the Lunch Room Application tab. Then click **Fill and Upload Application**.

Resources
Training Videos MAS Announcements
Click Start Application to begin the Application process for Free and Reduced-Price School Meals.
Fill and Upload Application

- Read and complete the form on the screen. At the top of the form, you can list all of your children. If you need additional lines they can be found on page 3. You will **NOT** have to fill this form out for every child.
- After you have completed ALL pages of the document, click the green check mark to

SUBMIT.

