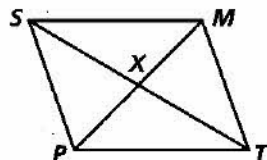


Practice 6-3

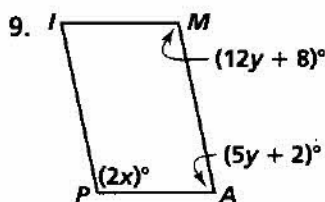
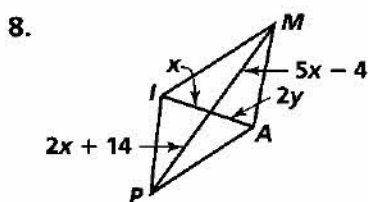
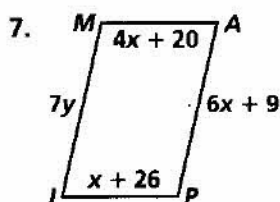
Proving That a Quadrilateral Is a Parallelogram

State whether the information given about quadrilateral SMP is sufficient to determine that it is a parallelogram.

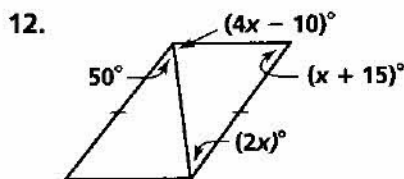
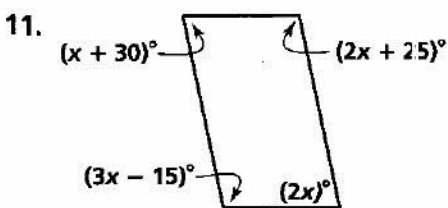
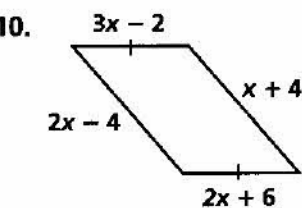


1. $\angle SPT \cong \angle SMT$
2. $\angle SPX \cong \angle TMX, \angle TPX \cong \angle SMX$
3. $\overline{SM} \cong \overline{PT}, \overline{SP} \cong \overline{MT}$
4. $\overline{SX} \cong \overline{XT}, \overline{SM} \cong \overline{PT}$
5. $\overline{PX} \cong \overline{MX}, \overline{SX} \cong \overline{TX}$
6. $\overline{SP} \cong \overline{MT}, \overline{SP} \parallel \overline{MT}$

Algebra Find the values of x and y for which the figure must be a parallelogram.



Algebra Find the value of x . Then tell whether the figure must be a parallelogram. Explain your answer.



Decide whether the quadrilateral is a parallelogram. Explain your answer.

- 13.
- 14.
- 15.
- 16.
- 17.
- 18.
- 19.
- 20.